


**Art Nr 17107 Industriegebäude mit Tank**


Joswood  
GmbH

Bitte beachten Sie die beigefügten Hinweise


1. Glas von innen einkleben, wände in Dachplatte einkleben, auf Aussparung für Treppe achten




2. Türen Unterkonstruktion bündig einkleben




3. innere Verkleidungen einkleben




4.



5. jetzt Bodenplatte einkleben




6. Dachhaut einknicken und einkleben




7. Fassaden aufkleben




8.




9. Treppe einkleben oben beginnend, die kleine Ausparung immer rechte Seite



10. gut ausrichten




11.




12.




13. Verkleidung seitlich und drunter kleben




14. Türen aufleben, Vordächer und Fensterbänke einkleben



15.



16.




17.




18. Dachkante, erst rote Streifen, dann graue Abdeckung




19. Geländer aufkleben




20. Tank-Laufgang monieren




21.



22.




23.



24. Kunststofftank mit Plastik- oder Sekundenkleber kleben, eventuell vorm montieren altern




25.



26.




27.



28. Inneneinrichtung



29.



Fertig