**Art Nr. 40189 große Stahlpresse**

Bitte beachten Sie die beigefügten Hinweise, lesen Sie sich die Bauanleitung vor dem Basteln komplett durch!

1.Fundamentplatte, kleines Rechteck 2 x aufkleben



2.



3.



4.

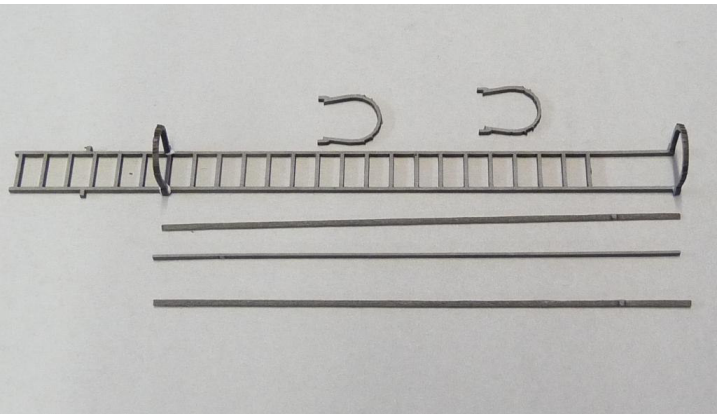

5.



6. Pressenkopf



7.



8.



9.



10. 4 Rohre 9 mm exakt auf 16 mm schneiden

11.



12.



13. Zapfen in Längsrichtung stehen außen für 2te Platte über



14.



15.



16.



17.



18.



19. 4 Rohre 9 mm auf 27 mm schneiden, 3 Rohre 9 mm auf 9 mm



20.



21.



22.



23. Pressenkopf und oberes Pressenteil lackieren ( z.B. Maschinengrün)



24.



25.



26.



27 Verbindungsrohre Pressenkopf und Oberteil 3 x 6 mm auf 25 mm schneiden , stahlgrau lackieren

.

28. 4 x 5mm Rohre stahlgrau lackieren, *nicht* ablängen, in Bodenplatte kleben. Presskopf aufschieben. 3 x 6 mm Rohre einkleben, Oberteil aufsetzen. Zum Schluss Leiter ankleben, Firmenschild positionieren. FERTIG !

.

| | |
|---|---|
| 29<br> <br><br>. | 30.<br> <br> |