Art Nr 85015 Verladeturm Fotos zeigen das H0 Modell, ist aber identisch

Joswood GmbH

Bitte beachten Sie die beigefügten Hinweise

1. 2 x Träger zusammen kleben



2.waagerechten Rahmen einkleben



3.



4.



5. 4 x Dreiecke einkleben



6.



7. Trichter einkleben ausrichten



8.



9.Behälter zusammen kleben



10. und von oben in das Tragwerk einschieben



11. Abdeckrahmen aufkleben



12. kon. Turm zusammen kleben



13.konstruktion Schütte kleben



14.



15.Trichter knicken und einkleben



16. Verkleidungen aufkleben



17. Dach und Türe ankleben



18. Schütte knicken



19. Schütte einschieben



20. Verkleidungen Sockel ankeben



21.Genänder ankleben, steht zur Wand hin über!

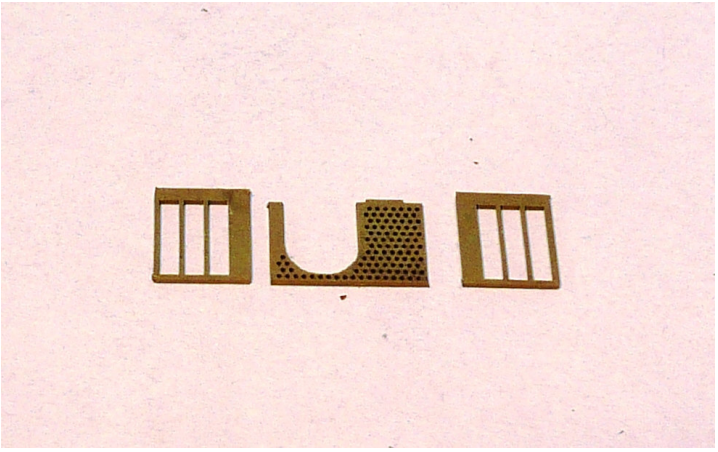

22.



23. Podest kleben und ausrichten

24. Wandhalter und Bögen ankleben

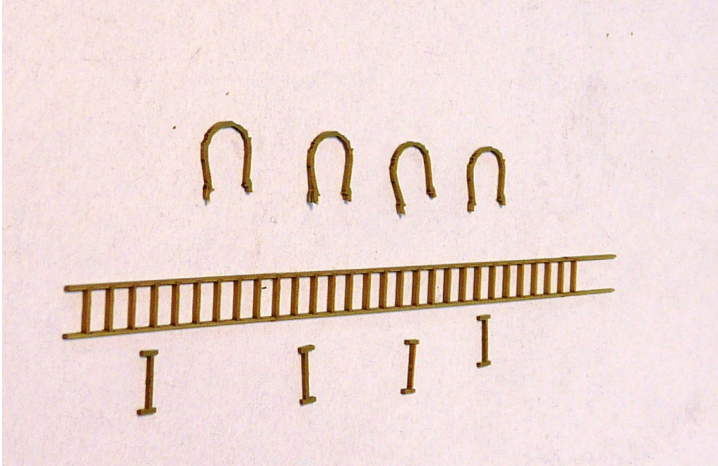

25.



26. Leiter an Turm kleben



27. Längsträger ablängen



28. Klappe ankleben