Art Nr 17138 technische Anlage

Joswood GmbH

Bitte beachten Sie die beigefügten Hinweise

1.Bodenplatten aufeinander kleben, mit Löchern oben



2. Gitter einkleben, Variante siehe Ende der Bauanleitung



3.Gebäude zusammenbauen



4. Dachhaut



5. erst Tür und Rückfront Fassade



6. dann links und rechts



7. Dachrahmen, Türe von außen, Lamellen aufbiegen und innen ankleben- „Öffnungen nach Unten zeigend)



8. Schornstein Konstruktion



9. dann Fassade drum herum kleben



10. Schornsteindeckstein aufkleben



11. 4 x



12.



13.



14.



15. Zaun aufbauen, erst hinten, Zaunpfähle in Löcher, gut ausrichten



16.



17.



18. Torrahmen auf Gitter kleben



19. das Tor kann geteilt und geöffnet dargestellt werden



20.



21. Leiter und Fangkorb zusammenkleben, obersten Fangkorbring Halter einkürzen



22.

23.

24. Haus aufkleben, Schornstein laut Markierung ankleben



25. Leiter an Schornstein kleben

26 Wärmetauscher (siehe Ende der Bauanleitung) zusammenbauen und laut Markierung ankleben



.

27. andere Aggregate laut Markierungen aufkleben



28. Schacht kann geöffnet dargestellt werden, passende Rohre und Schieber finden Sie in unserem Programm

29.

30.



31.



32.



33.