





Art Nr 19109 Blechtrögebrücke

Joswood GmbH


Bitte beachten Sie die beigefügten Hinweise. Sehen Sie sich die Bauanleitung vorm basteln einmal komplett durch



7.



8.



9.



10.




11.



12.



13. Aufdoppelung für Schwellengleis




14. für Magnetstrassensysteme, Magnetband liegt nicht bei, ist aber im Shop zu finden




15. Abdeckfläche für Strasse




16.




17.




18.




19. für die Verkleidung sauber arbeiten



20.



21.



22.

